

Lay-in/recessed luminaire - Opal diffuser - direct distribution

Extremely flat white powder-coated aluminium frame, installation height 13 mm, galvanised sheet steel cover suitable for ceilings with exposed T-bars. Housing colour traffic white RAL 9016; Direct light distribution using opal acrylic diffuser. External DALI driver. Electric connection via 150mm long connection cable 2x0.5mm² including coupling connector. Connection box with 5-pin plug-type terminal for cable cross-sections up to 5x2.5mm² and strain relief, suitable for feed-through wiring. Recommended accessories for installation in cut-out ceilings, mounting kit PE-ES 312, please order separately.

CHARACTERISTICS

Order number	60133036610
EAN number	4020863350803
Commodity code	94051190
Certification mark	IP 40, Protection class II, F, Indoor, CE
Special properties	Ready for IoT

ELECTRICAL ENGINEERING

Controller	Electronic driver DALI2 (1 pcs.)
System output	34W
Mains voltage	230V/50Hz
Circuit breakers (inrush current)	33 pieces/B10, 55 pieces/B16, 57 pieces/C10, 92 pieces/C16

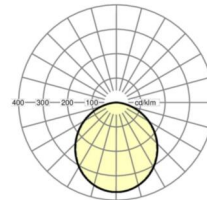
LIGHTING TECHNOLOGY

Placement	LED, Colour rendering/Light colour CRI ≥ 80 / 3000K
Nominal luminous flux	3859lm
LED service life	50000h L70/B10
Luminaire luminous efficiency	113lm/W
UGR lat./long.	21.3 / 21.2


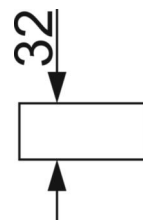
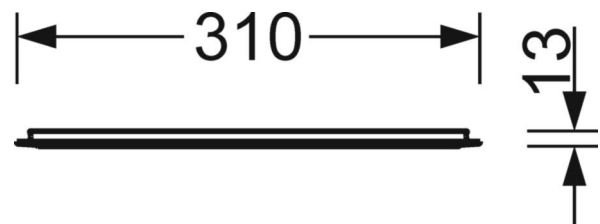
MECHANICS

Housing colour	traffic white RAL 9016
Dimensions (LxWxH/DxH)	1247mm x 310mm x 13mm
Depth	13mm
Ceiling system	ceilings with visible T-rails [s-TS] (312.5x1250 mm), cut-out ceilings [AD]
Ceiling cut-out (LxW/D)	1235mm x 298mm
Installation depth	150mm [AD]; 100mm [s-TS]; 100mm [s-TS] min; 150mm [VS]
Weight (net)	4.61kg
Type of installation	Recessed mounting, Ceiling installation individual mounting

DEEP-LINK

<https://www.regiolum.de/en/article/60133036610>


Reference	LED 3900lm 830
ηLB	100 %
Φ ↓/↑	100 % / 0 %
UGR lat./long.	21.3 / 21.2



Dimensions

L	1247 mm	Length
B	310 mm	Width
H	13 mm	Height
T	13 mm	Depth
DA(L)	1235 mm	Cutting dimension length
DA(B)	298 mm	Cutting dimension width
Et(min)	100 mm	Ceiling distance minimum - minimum dimension (visible T-rail)
Et(AD)	150 mm	Ceiling distance minimum (cut-out ceiling)
Et(TS)	100 mm	Ceiling distance minimum - recommended (visible T-rail)
Et(VS)	150 mm	Ceiling distance minimum (concealed symmetrical)
MLTS1	1250 mm	Module dimension length (visible T-rail)
MLTS_1/2	1250	Module dimension length (visible T-rail) 1/2
MBTS1	312 mm	Module dimension width (visible T-rail)
MBTS_1/2	312	Module dimension width (visible T-rail) 1/2
KL	103 mm	Length luminaire head or box for ballasts
KB	67 mm	Width luminaire head or box for ballasts
KH	30 mm	Height luminaire head or box for ballasts